

STANDARD BUILDING REGULATION CHARGES

DOMESTIC EXTENSIONS AND ALTERATIONS

**REGULARISATION
CERTIFICATES**

All electrical work should be undertaken by a competent person. Please note that if the work is undertaken by a competent person who is not registered with a Part P competent person scheme, then the additional Part P charge is applicable.



CHARGES RELATING TO WORK OUTSIDE THE SCOPE OF THESE CATEGORIES WILL BE INDIVIDUALLY DETERMINED. PLEASE CONTACT US FOR MORE INFORMATION ON 01204 336033.

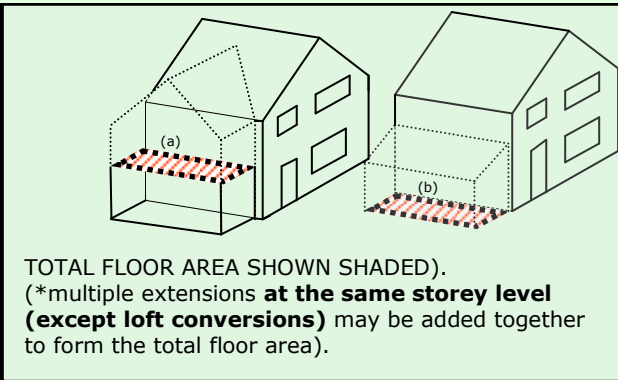
OCTOBER 2019

EXISTING DWELLINGS

**IMPORTANT NOTE RELATING TO APPLICATIONS INCORPORATING MORE THAN ONE EXTENSION:
THESE CHARGES ARE BASED ON THE ASSUMPTION THAT ALL PROPOSED EXTENSIONS NOTED ON THE APPLICATION WILL
BE CONSTRUCTED SIMULTANEOUSLY. WHERE THE EXTENSIONS ARE CONSTRUCTED INDIVIDUALLY OR IN PHASES,
ADDITIONAL INSPECTION CHARGES WILL BE APPLICABLE. PLEASE CONTACT THE OFFICE FOR DETAILS.**

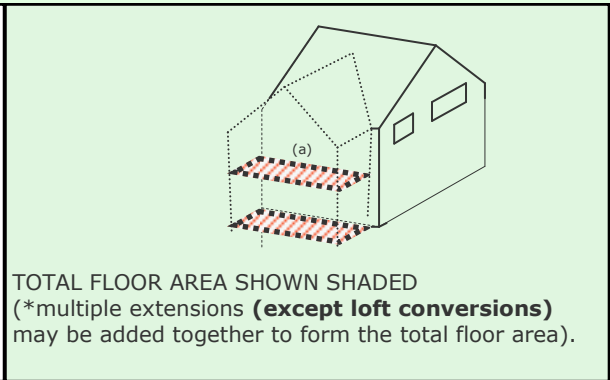
**Categories
RD1-3**

**Single Storey
Extensions**
(Excluding
basements,
garages and car
ports)



**Categories
RD4 and 5**

**Two Storey
Extensions**
(Excluding
basements,
garages and car
ports)



**CHARGES FOR SINGLE STOREY EXTENSIONS GREATER THAN 80m² AND TWO STOREY EXTENSIONS GREATER THAN 100m², WILL BE
DETERMINED INDIVIDUALLY PLEASE CONTACT US ON 01204 336033**

CATEGORY	DESCRIPTION	CHARGE (£)
RD1	TOTAL FLOOR AREA IS LESS THAN 10m ²	451.00
RD2	TOTAL FLOOR AREA IS MORE THAN 10m ² BUT LESS THAN 40m ²	605.00
RD3	TOTAL FLOOR AREA IS MORE THAN 40m ² BUT LESS THAN 80m ²	730.00

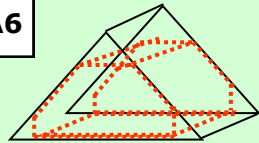
CATEGORY	DESCRIPTION	CHARGE (£)
RD4	TOTAL EXTENSION AREA IS LESS THAN 40m ²	730.00
RD5	TOTAL EXTENSION AREA IS MORE THAN 40m ² BUT LESS THAN 100m ²	802.00

IMPORTANT: IF THE WORK INCLUDES NOTIFIABLE ELECTRICAL WORK AND THE PERSON INSTALLING AND TESTING THE WORK IS NOT A 'PART P' COMPETENT ELECTRICIAN. THE CHARGES SET OUT IN CATEGORY RD19 IS TO BE ADDED TO THE CHARGE ABOVE

PLEASE NOTE THAT THESE CHARGES ARE NOT SUBJECT TO VAT.

LOFT CONVERSIONS (TO FORM 2 OR 3 STOREY DWELLINGS ONLY)

A6



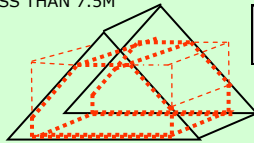
**LOFT CONVERSION
(ROOM IN THE ROOF
ONLY)**

LOFT FLOOR LEVEL AT MAX

3-STOREY AND LESS THAN 7.5M

ABOVE G.L.

A7



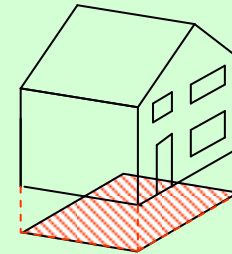
**LOFT CONVERSION
(INCLUDING THE
CONSTRUCTION OF
DORMERS)**

* NO MAXIMUM FLOOR AREA APPLIES

CATEGORY	DESCRIPTION	CHARGE (£)
RD6	LOFT CONVERSION (ROOM IN THE ROOF ONLY)	444.00
RD7	LOFT CONVERSION (INCLUDING THE CONSTRUCTION OF DORMERS)	614.00

Note: A PROPOSED LOFT CONVERSION WILL ATTRACT AN INDIVIDUAL CHARGE (IN ACCORDANCE WITH CATEGORY RD6 and 7) IRRESEPECTIVE OF WHETHER OTHER EXTENSIONS OR OTHER BUILDING WORK ARE PROPOSED

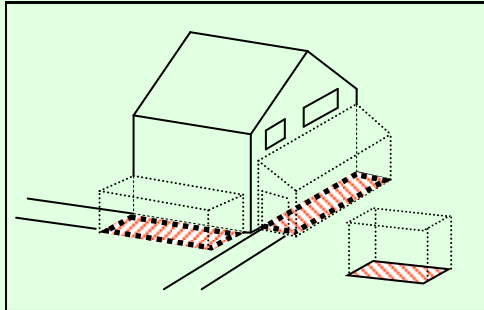
BASEMENTS



CATEGORY	DESCRIPTION	CHARGE (£)
RD8	CONSTRUCTION OF A NEW OR EXTENSION TO AN EXISTING BASEMENT (LESS THAN 100m ²)	389.00

IMPORTANT: IF THE WORK INCLUDES NOTIFIABLE ELECTRICAL WORK AND THE PERSON INSTALLING AND TESTING THE WORK IS NOT A 'PART P' COMPETENT ELECTRICIAN. THE CHARGES SET OUT IN CATEGORY RD19 IS TO BE ADDED TO THE CHARGE ABOVE

GARAGES, CAR-PORTS AND SMALL DETACHED BUILDINGS ANCILLARY TO A SINGLE DWELLING



IMPORTANT: IF THE WORK INCLUDES NOTIFIABLE ELECTRICAL WORK AND THE PERSON INSTALLING AND TESTING THE WORK IS NOT A 'PART P' COMPETENT ELECTRICIAN. THE CHARGES SET OUT IN CATEGORY RD19 IS TO BE ADDED TO THE CHARGE BELOW

CATEGORY	DESCRIPTION	CHARGE (£)
RD9	ERECTION OF A DETACHED GARAGE OR CAR PORT GREATER THAN 30m ² BUT LESS THAN 100m ²	283.00
RD10	EXTENSION OF AN EXISTING DETACHED GARAGE OR CAR -PORT WHERE THE PROPOSED OVERALL TOTAL AREA IS MORE THAN 30m ² BUT LESS THAN 100m ² .	283.00
RD11	ERECTION OF AN ATTACHED GARAGE LESS THAN 100m ²	396.00
RD12	ERECTION OF AN ATTACHED CAR-PORT GREATER THAN 30m ² BUT LESS THAN 100m ²	396.00
RD13	ERECTION OF A SINGLE STOREY DETACHED BUILDING MORE THAN 30m ² BUT LESS THAN 100m ² .	396.00
RD14	CONVERSION OF ANY ATTACHED GARAGE TO CREATE A HABITABLE ROOM.	283.00

ALTERATIONS TO SINGLE DWELLINGS

WHERE THE ESTIMATED COST OF WORK EXCEEDS £75,000, PLEASE CONTACT US ON 01204 336033 FOR FURTHER FEE DETAILS.

CATEGORY	DESCRIPTION	CHARGES BASED ON ESTIMATED COST	CHARGE (£)
RD15	INTERNAL/EXTERNAL ALTERATIONS (EXCLUDING ELECTRICAL WORKS) - NOT IDENTIFIED IN B2-B6 AND NOT INSTALLED BY A PERSON REGISTERED WITH THE COMPETENT PERSONS' SCHEME	LESS THAN £2,000	245.00
		MORE THAN £2,001 BUT LESS THAN £5,000	343.00
		MORE THAN £5,001 BUT LESS THAN £25,000	423.00
		MORE THAN £25,001 BUT LESS THAN £50,000	564.00
		MORE THAN £50,001 BUT LESS THAN £75,000	705.00

ALTERATIONS TO SINGLE DWELLINGS

WHERE THE ESTIMATED COST OF WORK EXCEEDS £75,000, PLEASE CONTACT US ON 01204N 336033 FOR DETAILS OF CHARGES.

CATEGORY	DESCRIPTION	BASIS OF CHARGE	CHARGE (£)
RD16	RENOVATION OF A THERMAL ELEMENT	FIXED PRICE	176.00
RD17	FOUNDATION UNDERPINNING (UP TO 20 LINEAR METRES)	FIXED PRICE	437.00
RD18	EXTERNAL WINDOW REPLACEMENT (INSTALLER NOT REGISTERED WITH THE COMPETENT PERSONS' SCHEME)	FIXED PRICE FOR A SINGLE INSTALLATION OF UP TO 10 WINDOWS.	141.00
		FIXED PRICE FOR A SINGLE INSTALLATION OF MORE THAN 10 BUT LESS THAN 20 WINDOWS	282.00

ALTERATIONS TO SINGLE DWELLINGS

WHERE THE ESTIMATED COST OF WORK EXCEEDS £75,000, PLEASE CONTACT US ON 01204 336033 FOR DETAILS OF CHARGES.

CATEGORY	DESCRIPTION	TYPE OF INSTALLER	CHARGE (£)
RD19	ELECTRICAL INSTALLATIONS: NOTIFIABLE ELECTRICAL WORK (EXCLUDING REWIRES)	QUALIFIED ELECTRICIAN (NOT PART-P REGISTERED)	253.00
	ELECTRICAL INSTALLATIONS: NOTIFIABLE ELECTRICAL WORK (INCLUDING REWIRES)	QUALIFIED ELECTRICIAN (NOT PART-P REGISTERED)	352.00
	ELECTRICAL INSTALLATIONS: NOTIFIABLE ELECTRICAL WORK (EXCLUDING REWIRES)	NON-QUALIFIED PERSON (EXCLUDING REWIRES)	423.00
	ELECTRICAL INSTALLATIONS: NOTIFIABLE ELECTRICAL WORK (INCLUDING REWIRES)	NON-QUALIFIED PERSON (INCLUDING REWIRES)	620.00

CATEGORY	DESCRIPTION	CHARGE (£)
RD20	INSTALLATION OF A NON-ELECTRIC COMBUSTION APPLIANCE OR HOT WATER STORAGE SYSTEM BY A PERSON NOT REGISTERED WITH THE COMPETENT PERSONS' SCHEME.	620.00



PLEASE NOTE THAT THESE CHARGES ARE NOT SUBJECT TO VAT.

